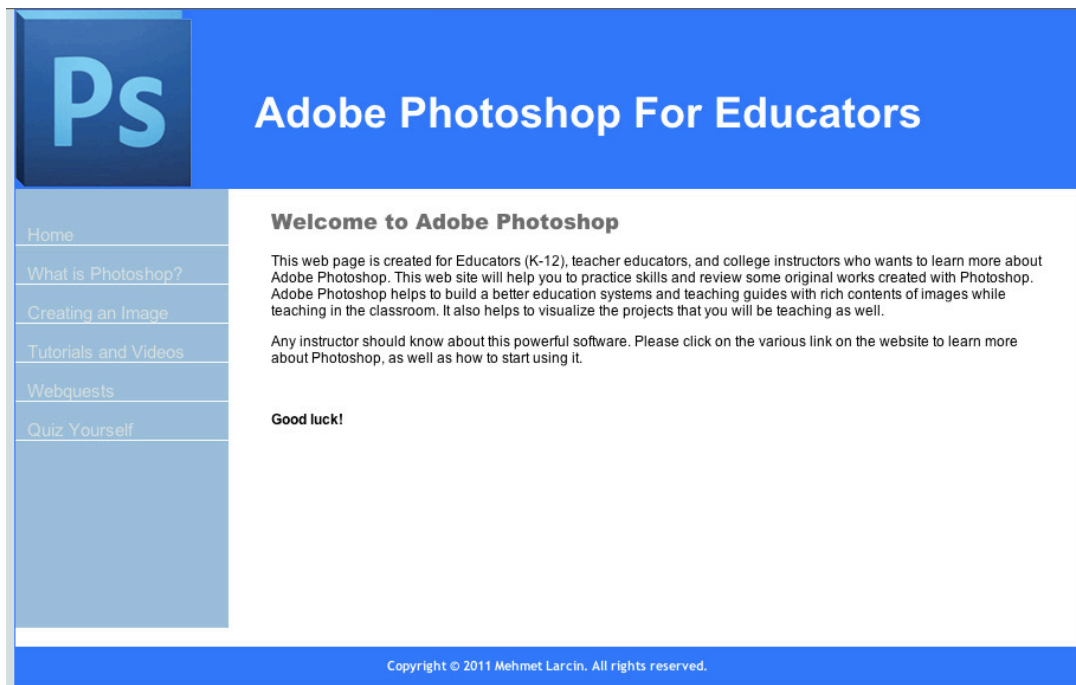


Adobe Photoshop for Educators

Welcome to Photoshop for Educators



Ps Adobe Photoshop For Educators

[Home](#)

[What is Photoshop?](#)

[Creating an Image](#)

[Tutorials and Videos](#)

[Webquests](#)

[Quiz Yourself](#)

Welcome to Adobe Photoshop

This web page is created for Educators (K-12), teacher educators, and college instructors who wants to learn more about Adobe Photoshop. This web site will help you to practice skills and review some original works created with Photoshop. Adobe Photoshop helps to build a better education systems and teaching guides with rich contents of images while teaching in the classroom. It also helps to visualize the projects that you will be teaching as well.

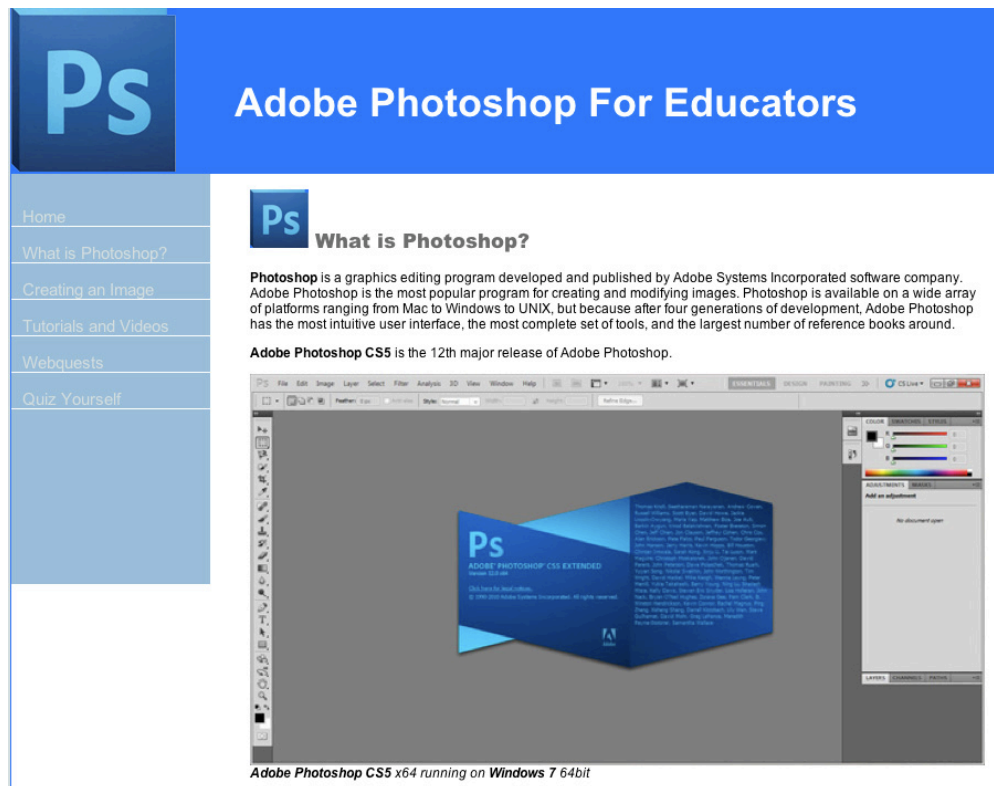
Any instructor should know about this powerful software. Please click on the various link on the website to learn more about Photoshop, as well as how to start using it.

Good luck!

Copyright © 2011 Mehmet Larcin. All rights reserved.

Adobe Photoshop for Educators

Photoshop is a graphic editing program developed and published by Adobe Systems Incorporated software company.



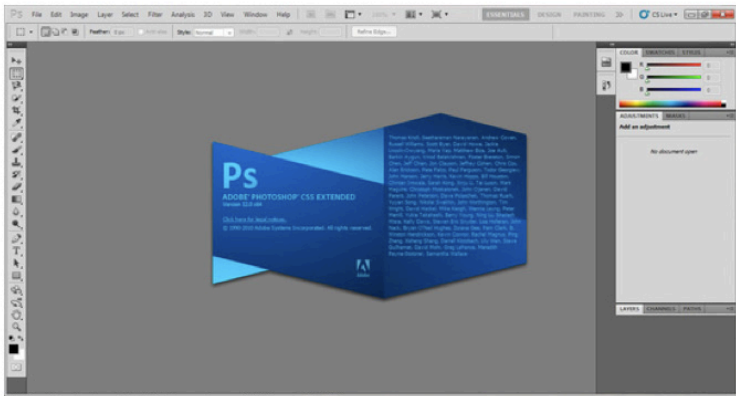
Ps Adobe Photoshop For Educators

- Home
- What is Photoshop?
- Creating an Image
- Tutorials and Videos
- Webquests
- Quiz Yourself

Ps What is Photoshop?

Photoshop is a graphics editing program developed and published by Adobe Systems Incorporated software company. Adobe Photoshop is the most popular program for creating and modifying images. Photoshop is available on a wide array of platforms ranging from Mac to Windows to UNIX, but because after four generations of development, Adobe Photoshop has the most intuitive user interface, the most complete set of tools, and the largest number of reference books around.


Adobe Photoshop CS5 is the 12th major release of Adobe Photoshop.



Adobe Photoshop CS5 x64 running on Windows 7 64bit

Adobe Photoshop for Educators

It is very simple to open a file and create an image on Adobe Photoshop
Let's start:



Adobe Photoshop For Educators

- Home
- What is Photoshop?
- Creating an Image
- Tutorials and Videos
- Webquests
- Quiz Yourself

How to create an image on Adobe Photoshop?

It is very simple to open a file and create an image on Adobe Photoshop.

Let's start:

1. Introduction to Adobe Photoshop. ([click here](#) to learn about the Photoshop workspace, the menu bar, toolbar, etc.).
2. Image Size and Resolution. ([click here](#) to learn more about image size and resolution).
3. How to Create a Transparent Background in Photoshop. ([click here](#) to learn more about creating a transparent background in Photoshop).
4. How to Create a Sequence Photo in Photoshop. ([click here](#) to learn more about creating a sequence photo in Photoshop).

Homework Assessment:

Create a simple butterfly lifecycle using the images of a butterfly on the link below;
http://www.brisbaneinsects.com/brisbane_nymphs/wanderer.htm


Tip: Click on top of the image you choose and then right click on the image to save it to your computer. Repeat this for each image until all your images are collected to create your lifecycle project.

Requirements;

1. Lifecycle should be in order and circle shape.
2. Images has to be clearly cropped and placed in order.
3. All Images color and the contrast has to be adjusted.
4. Background color can be gradient or solid color of your choice.
5. Each image should have a name in order to explain the cycle.
6. Save the final created image as a psd (with layers) and flattened jpeg file.

Adobe Photoshop for Educators

Here are some useful tutorials and training videos on the web for
Adobe Photoshop



Adobe Photoshop For Educators

- Home
- What is Photoshop?
- Creating an Image
- Tutorials and Videos
- Webquests
- Quiz Yourself

Here are some video links that can be useful to learn more about Adobe Photoshop

There are lot of training videos and tutorials on the web as well as just training web sites with chapters for Photoshop.

More training websites about Photoshop:

Learning Adobe Photoshop:
<http://www.trainingtools.com/online/photoshop6/index.htm>

Adobe Photoshop Tutorials:
<http://www.teach-ict.net/software/photoshop/photoshop.htm>

Getting Started-Photoshop CS5:
<http://www.adobe.com/support/photoshop/gettingstarted/index.html>

Complete List of Photoshop Tips:
<http://www.mccannas.com/pshop/photosh0.htm>

Tutorial Videos:

Photoshop 101 (50 minutes of the basics of Photoshop):
<http://youtu.be/5kcTDSJmmos>

Photoshop Tutorial-1 – Introduction and Basic Tools:
<http://youtu.be/xS5uh5TCXcU>

Photoshop Tutorial-2 – More Basic Tools:
<http://youtu.be/S1I8LS4h73M>

Another Photoshop Tutorial – Finding Your Way Around Photoshop:
http://youtu.be/2J1_nsD7sGs

Adobe Photoshop for Educators

Here are some useful web quests on the web for
Adobe Photoshop



The screenshot shows a website with a blue header containing the Adobe Photoshop logo (Ps) and the title "Adobe Photoshop For Educators". On the left is a vertical navigation menu with the following items: Home, What is Photoshop?, Creating an Image, Tutorials and Videos, Webquests, and Quiz Yourself. The main content area is titled "Webquests about Adobe Photoshop" and contains the following text:

Webquests about Adobe Photoshop

Here are some webquest links that can be useful to learn more about Adobe Photoshop. The first webquest link will help you to learn about Photoshop workspace and you will take the small quiz at the end. The second link will help you to learn about creating an image with using collaboration method.

Don't forget to take the small quiz at the end of this webquest.

This webquest link is all about Photoshop Workspace

<http://questgarden.com/105/37/5/100828105315>

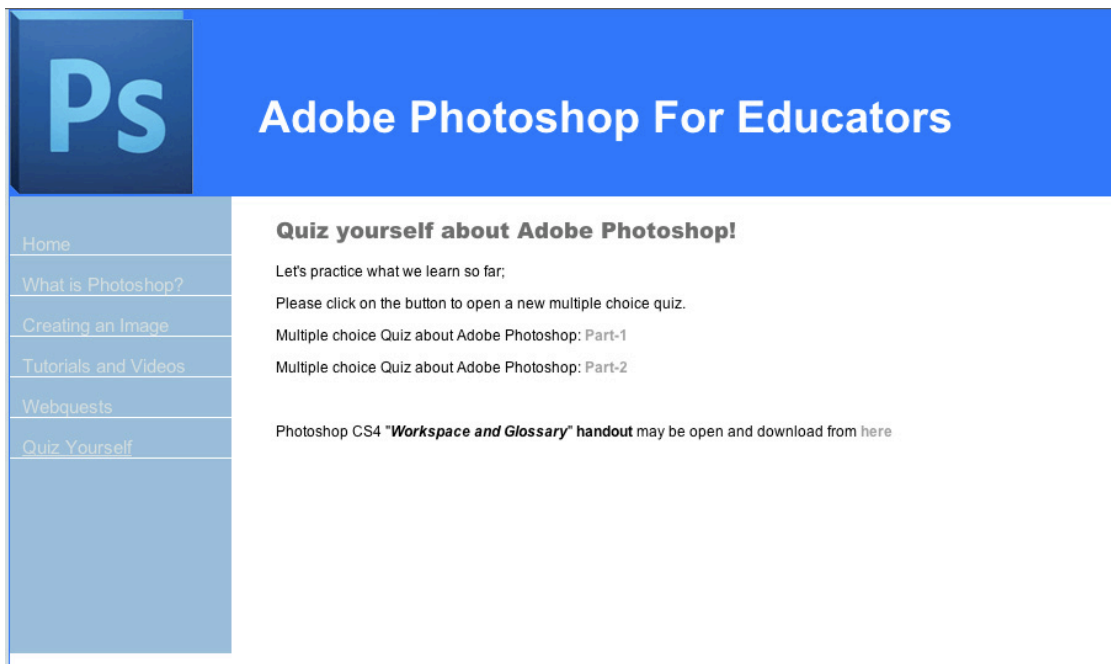
In this webquest, you will team up with your group, become an expert at using one tool, teach each other, and then create a tutorial and teach the process to the class.

So you think you can Photoshop?

<http://questgarden.com/117/68/1/110204120156/index.htm>

Adobe Photoshop for Educators

Quiz yourself on this page and you may also open and download the handout created for you



The screenshot shows a website interface for 'Adobe Photoshop For Educators'. It features a blue header with the 'Ps' logo and the title. A left sidebar contains a navigation menu with items like 'Home', 'What is Photoshop?', 'Creating an Image', 'Tutorials and Videos', 'Webquests', and 'Quiz Yourself'. The main content area is titled 'Quiz yourself about Adobe Photoshop!' and contains text about practicing skills and links to multiple choice quizzes and a handout.

Ps Adobe Photoshop For Educators

Home
What is Photoshop?
Creating an Image
Tutorials and Videos
Webquests
Quiz Yourself

Quiz yourself about Adobe Photoshop!

Let's practice what we learn so far;
Please click on the button to open a new multiple choice quiz.
Multiple choice Quiz about Adobe Photoshop: Part-1
Multiple choice Quiz about Adobe Photoshop: Part-2

Photoshop CS4 "**Workspace and Glossary**" handout may be open and download from [here](#)

Adobe Photoshop for Educators

QUESTIONS and ANSWERS

THANK YOU FOR YOUR PARTICIPATION!